

711-BB-11

CHANDELIER

PLAIN & HAMMERED PLATES CENTRAL DESIGN. 50 CENTIMETRES OF CHAIN INCLUDED.

STRUCTURE IN F_13 (BURNISHED BRASS FINISH); CONNECTION BOX IN F_10 (NATURAL BRASS). DETAILS IN F_13, F_12 (BRUSHED&BURNISHED BRASS) AND F_10.

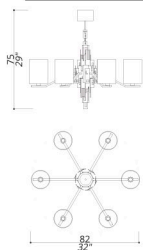
12 LIGHTS
TYPE E14

711-NN-33

CHANDELIER

STRUCTURE IN F_41 (POLISHED BLACK NICKEL); CONNECTION BOX IN F_31 (POLISHED NICKEL FINISH). DETAILS IN F_41, F_33 (SATIN NICKEL FINISH) AND F_31.

12 LIGHTS
TYPE E14



712-BB-11

CHANDELIER

PLAIN & HAMMERED PLATES CENTRAL DESIGN. 50 CENTIMETRES OF CHAIN INCLUDED.

STRUCTURE IN F_13 (BURNISHED BRASS FINISH); CONNECTION BOX IN F_10 (NATURAL BRASS). DETAILS IN F_13, F_12 (BRUSHED&BURNISHED BRASS) AND F_10.

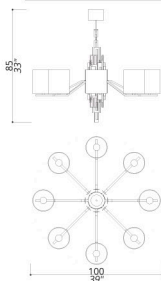
6 LIGHTS
TYPE E14

712-NN-33

CHANDELIER

STRUCTURE IN F_41 (POLISHED BLACK NICKEL); CONNECTION BOX IN F_31 (POLISHED NICKEL FINISH). DETAILS IN F_41, F_33 (SATIN NICKEL FINISH) AND F_31.

6 LIGHTS
TYPE E14



713-BB-11

CHANDELIER

PLAIN & HAMMERED PLATES CENTRAL DESIGN. 50 CENTIMETRES OF CHAIN INCLUDED.

STRUCTURE IN F_13 (BURNISHED BRASS FINISH); CONNECTION BOX IN F_10 (NATURAL BRASS). DETAILS IN F_13, F_12 (BRUSHED&BURNISHED BRASS) AND F_10.

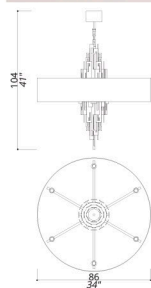
8 LIGHTS
TYPE E14

713-NN-33

CHANDELIER

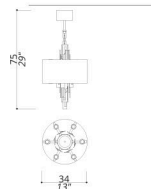
STRUCTURE IN F_41 (POLISHED BLACK NICKEL); CONNECTION BOX IN F_31 (POLISHED NICKEL FINISH). DETAILS IN F_41, F_33 (SATIN NICKEL FINISH) AND F_31.

8 LIGHTS
TYPE E14



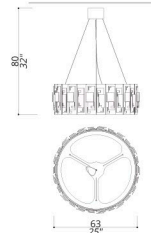
756-BB-11	PENDANT	PLAIN & HAMMERED PLATES CENTRAL DESIGN. 50 CENTIMETRES OF CHAIN INCLUDED. STRUCTURE IN F_13 (BURNISHED BRASS FINISH); CONNECTION BOX IN F_10 (NATURAL BRASS). DETAILS IN F_13, F_12 (BRUSHED&BURNISHED BRASS) AND F_10.	6 LIGHTS TYPE E14
------------------	---------	--	----------------------

756-NK-07	PENDANT	STRUCTURE IN L_56 (BLACK FINISH); DETAILS IN L_56, F_33 (SATIN NICKEL) AND F_31 (POLISHED NICKEL). CONNECTION BOX IN F_31.	6 LIGHTS TYPE E14
------------------	---------	--	----------------------



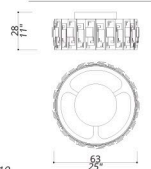
757-BB-11	PENDANT	PLAIN & HAMMERED PLATES CENTRAL DESIGN. 50 CENTIMETRES OF CHAIN INCLUDED. STRUCTURE IN F_12 (BRUSHED&BURNISHED BRASS); CONNECTION BOX AND DETAILS IN F_10 (NATURAL BRASS)	6 LIGHTS TYPE E14
------------------	---------	--	----------------------

757-NK-07	PENDANT	STRUCTURE IN L_56 (BLACK FINISH); DETAILS IN L_56, F_33 (SATIN NICKEL) AND F_31 (POLISHED NICKEL). CONNECTION BOX IN F_31.	6 LIGHTS TYPE E14
------------------	---------	--	----------------------



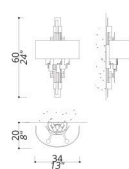
750-BB	PENDANT	PLAIN & HAMMERED PLATES DESIGN. 50 CENTIMETRES OF STEEL WIRE INCLUDED. STRUCTURE AND CONNECTION BOX IN F_13 (BURNISHED BRASS FINISH); DETAILS IN F_12 (BRUSHED&BURNISHED BRASS) AND F_10 (NATURAL BRASS).	6 LIGHTS TYPE E27
---------------	---------	--	----------------------

750-NJ	PENDANT	STRUCTURE AND CONNECTION BOX IN L_55 (BEIGE FINISH); DETAILS IN L_55, F_33 (SATIN NICKEL) AND F_31 (POLISHED NICKEL).	6 LIGHTS TYPE E27
---------------	---------	---	----------------------



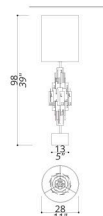
751-BB	CEILING LAMP	PLAIN & HAMMERED PLATES DESIGN. STRUCTURE AND CONNECTION BOX IN F_13 (BURNISHED BRASS FINISH); DETAILS IN F_12 (BRUSHED&BURNISHED BRASS) AND F_10 (NATURAL BRASS).	6 LIGHTS TYPE E27
---------------	--------------	---	----------------------

751-NJ	CEILING LAMP	STRUCTURE AND CONNECTION BOX IN L_55 (BEIGE FINISH); DETAILS IN L_55, F_33 (SATIN NICKEL) AND F_31 (POLISHED NICKEL).	6 LIGHTS TYPE E27
---------------	--------------	---	----------------------



721-BB-11	WALL LAMP	PLAIN & HAMMERED PLATES CENTRAL DESIGN. STRUCTURE AND CONNECTION BOX IN F_10 (NATURAL BRASS). DETAILS IN F_12 (BRUSHED&BURNISHED BRASS) AND F_10.	2 LIGHTS TYPE E14
------------------	-----------	--	----------------------

721-NN-33	WALL LAMP	STRUCTURE AND CONNECTION BOX IN F_33 (SATIN NICKEL FINISH); DETAILS IN F_33 AND F_31 (POLISHED NICKEL FINISH).	2 LIGHTS TYPE E14
------------------	-----------	--	----------------------



731-BB-11	TABLE LAMP	PLAIN & HAMMERED PLATES CENTRAL DESIGN. STRUCTURE IN F_10 (NATURAL BRASS); DETAILS IN F_12 (BRUSHED&BURNISHED BRASS) AND F_10. CALACATTA MARBLE BASE.	1 LIGHT TYPE E27
------------------	------------	--	---------------------

731-BB-26	TABLE LAMP	STRUCTURE IN F_10 (NATURAL BRASS); DETAILS IN F_12 (BRUSHED&BURNISHED BRASS) AND F_10. PORTORO MARBLE BASE.	1 LIGHT TYPE E27
------------------	------------	---	---------------------

731-NK-07	TABLE LAMP	STRUCTURE IN L_56 (BLACK FINISH); DETAILS IN L_56, F_33 (SATIN NICKEL FINISH) AND F_31 (POLISHED NICKEL FINISH). MARQUINIA MARBLE BASE.	1 LIGHT TYPE E27
------------------	------------	---	---------------------



741-BB-11	FLOOR LAMP	PLAIN & HAMMERED PLATES CENTRAL DESIGN. STRUCTURE IN F_10 (NATURAL BRASS); DETAILS IN F_12 (BRUSHED&BURNISHED BRASS) AND F_10. PORTORO MARBLE BASE.	2 LIGHTS TYPE E27
------------------	------------	--	----------------------